

# PARKS & RECREATION PLANNING BOARD MEETING AGENDA



---

## *City of Lake Stevens Vision Statement*

*We are a thriving community that promotes a vibrant economy, preserves natural beauty, and supports an exceptional quality of life for all.*

September 8, 2025 - 6:00 PM  
Hybrid: In-person or Zoom  
Join Zoom Meeting: [Zoom Mtg Link](#)  
Meeting ID: 87006338431 | Passcode: 447618

1. **Call to Order**
2. **Roll Call**
3. **Guest Business**
4. **Action Items**
- A. Approve July 14, 2025 Minutes
5. **Discussion Items**
  - A. Parks, Recreation and Opens Space Plan Update Jill Meis
  - B. September 2025 Parks Department Report Jill Meis
6. **Board Member Reports**
7. **Suggested Upcoming Agenda Items**
8. **Adjourn**

### **THE PUBLIC IS INVITED TO ATTEND**

*The City of Lake Stevens strives to provide accessible opportunities for individuals with disabilities. Please contact Human Resources, City of Lake Stevens ADA Coordinator, (425) 622-9400, at least five business days prior to any City meeting or event if any accommodations are needed. For TDD users, please use the state's toll-free relay service, (800) 833-6384, and ask the operator to dial the City of Lake Stevens City Hall number.*

# PARKS & RECREATION PLANNING BOARD MINUTES



Hybrid: Zoom & In-person  
The Mill, Sawyer Room, 1808 Main St  
Lake Stevens, WA 98258  
Monday, July 14, 2025

**CALL TO ORDER:** 6:04 PM by Tina Decker

**MEMBERS PRESENT:** Carl Johnson, Jennifer Gosselin, Roger Schollenberger, Susan Green, Tina Decker

**MEMBERS ABSENT:** Bryan Heigert, Dawn Williams

**STAFF PRESENT:** Sarah Garceau-Parks & Rec Director, Jill Meis-Parks Coordinator; Jaclyn Lewandowski-Admin Assistant/Clerk

**GUEST BUSINESS:**

No guest business.

**ACTION ITEMS:**

**Minutes:** Motion for approval of May 12, 2025 minutes with the requested changes made, by Susan Green; Roger Schollenberger seconded. The motion passed: 5-0-0-2.

**DISCUSSION ITEMS:**

- 1. Introduction of new Park Board Member: Jennifer Gosselin** presented.  
Jennifer Gosselin provided an overview of her background in ecology and conservation. Shared the experience she brings to the board and love of the outdoors.
- 2. Parks, Recreation and Open Space (PROS) Plan Update:** Jill Meis presented.  
The PROS plan will establish a path forward for providing high-quality, community driven recreation programs and facilities for local residents. The consultant mailed a statistically valid survey to 2500 residents within the community and followed up by providing an online survey. These survey results will inform the goals and policies of the department for the next 6-10 years. There will be preliminary results presented at the open house scheduled for Thursday, July 17 at 6:30pm at the Mill. The topics for discussion will be focused on local parks needs, walking and biking trails, recreation programming, existing recreation amenities, community survey snapshot and other ways to get involved.

Deep discussion about what opportunities will be offered at open house and how the PROS survey was created and executed. Staff representatives requested Park Board to encourage people to submit the survey to help us gather a good community response.

**3. July 2025 Department Report:** Jill Meis presented.

Updates:

- The logs at Catherine Creek from the bomb cyclone are going to be transported to a mill for processing.
- Cavalero Hill Park is tentatively transferring in August. The City Council will be reviewing this at their meeting on Tuesday, July 15.
- The West Lake Dog Park opened to the public on June 25 to an eager group of dogs with their 2-legged companions. New ADA-accessible bench pads were added.
- West Lake Park and Bayview Trailhead monument sign will be installed soon.
- Staff has selected a design consultant for Cedarwood and design work should begin in August.
- The repair at Sunset Beach will take place later in July. The work will require a closure of the park for approximately 1 week.
- Lundeen concession and restroom building plumbing repairs were completed on July 4.
- The fence was replaced on the south property line at Davies Beach.
- The city received \$500,000.00 for planning the next phase of the Bayview Trail from the state budget.
- New parking notifications rolled out at North Cove Boat Launch letting the public know where trailer-only parking is and there is a \$100 parking violation for nonpayment of parking fee. Trailer-only parking has been painted on each stall that it applies to in addition to signage.
- The tax levy proposal has been placed on hold while feasibility is fully vetted.
- Two new hires started on July 1, 2025. Isaiah Green was promoted from seasonal worker to full-time Park Maintenance Worker, and Danny Suver was hired for the position of Parks Maintenance Lead.
- The American Legion requested City Council replace the emblems representing the service branches on the War Memorial. Staff worked with the Legion to find new emblems that are larger and include the Space Force logo. Work will begin in approximately 8 weeks.
- Last meeting, we were asked about year-to-year number comparison relating to our rentals, here are the numbers for 2023 vs 2024:
  - Event Permits: 29 in 2023 and 43 in 2024
  - Mill Rentals: 181 in 2023 and 173 in 2024
  - Shelter Rentals: 339 in 2023 and 337 in 2024

Trail Rules: These rules have been posted on the website and signs will be installed along city trails.

- Yield to slower users and pedestrians
- Give audible signal when passing; pass on left
- Speed limit is 15mph
- All animals must be on a leash of no more than 8 ft in length
- Horses Prohibited on all improved trails
- Human-powered vehicles and e-bikes/e-scooters allowed
- No motorized or electric vehicles on trail
- Camping Prohibited
- Dispose of all waste and litter
- Remote Aircraft and drones prohibited

Upcoming events:

- Lake Stevens Farmers Market on Wednesdays at the Mill
- Movies in the Park on August 8 and 22 at 8:15pm at Lundeen Park
- Going a Viking on September 20 at 11am at Lundeen Park

**BOARD MEMBER REPORT:**

**Susan Green:** None to report.

**Roger Schollenberger:** Inquired if Parks Department offer seasonal pricing. Sarah Garceau responded: Pricing is the same year-round.

**Carl Johnson:** None to report.

**Jennifer Gosselin:** Look forward to visiting all the parks to provide feedback and will review the PROS more in-depth.

**Tina Decker:** Inquired about the Cavalero transfer cost for City of Lake Stevens. Sarah responded that it will be \$10 fee plus the cost of the surveyor. Sarah also mentioned that we would announce Cavalero opening day once transfer is complete. Tina visited various parks, filed out the Park Board Survey forms, and gave an overview of her visit & feedback. Discussed City website and the possibility for a different format or revamping to be more intuitive. Sarah Garceau mentioned that it is a City wide project for next year.

**ADJOURN:**

Carl Johnson motioned to adjourn; Roger Schollenberger seconded. Motion passed: 5-0-0-2. The meeting adjourned at 7:02pm.

---

Clerk for Park Board Meeting

# PARKS & RECREATION PLANNING BOARD STAFF REPORT



---

**Agenda Date:** 9/8/2025

**Subject:** Parks, Recreation and Opens Space Plan Update

**Contact Person/Department:** Jill Meis, Parks Department

**Budget Impact:** N/A

**Legal Review:** No

---

## **RECOMMENDATION(S)/ACTION REQUESTED:**

For discussion only

---

## **SUMMARY/BACKGROUND:**

In July, the Parks Department solicited a statistically valid survey of the community to answer questions relating to community preferences and priorities to incorporate into the PROS Plan. Over 600 people took the survey and provided input on pre-selected questions and also wrote in responses to open-ended questions. The key findings are listed below.

*Lake Stevens residents strongly value their parks and recreation facilities.*

Nearly all respondents (97%) think parks and recreation are important or essential to the quality of life in Lake Stevens. Very few, about 3%, feel they are useful, but not necessary, or not important at all.

*Residents visit Lake Stevens parks frequently to participate in a range of activities.*

Residents of Lake Stevens frequently use the city's parks and recreation facilities, with about half visiting at least once a week, if not every day. The most common reasons for park visits include walking or running, relaxing, attending a community event or concert, or using a playground or beach.

*Residents would like to see the City maintain existing parks and facilities, while expanding walking and biking options, access to the lake, and the availability of various recreational options.*

Nearly three quarters of residents are satisfied with Lake Stevens's parks and facilities. However, they recognize that the City is growing and would like the City to continue to grow and maintain the park system. Overall, survey respondents would like to see the City prioritize:

**Trails, sidewalks, and connectivity:** A top priority is expanding walking and biking trails, with strong demand for a safe, continuous loop around the lake, improved connections to neighborhoods and the Centennial Trail, and safer sidewalks and crossings.

**Upgrading existing parks:** Residents would like to see the City maintain, renovate and improve current parks. Desired improvements include restrooms, improved security, shaded seating, playgrounds, picnic areas, and sports courts.

**Lake & beach access:** Many residents called for improved docks, beaches, and public access to the shoreline, which is seen as overcrowded and inaccessible.

**Community events & recreation programming:** Residents would like to see more community and cultural events like concerts, festivals, and farmers markets, as well as programs specifically geared towards youth, teens, and seniors.

Community members were invited to an open house for the Lake Stevens Parks, Recreation and Open Space (PROS) Plan on Thursday, July 17, 2025, from 6:30 - 8:00 p.m. at The Mill. For the open house, 12 display boards were mounted on easels with project information based on park and recreation topics relevant to City services, which included existing park service areas, recreational trails, recreation programming, and park system investment ideas. Attendees were encouraged to sign-in upon arrival, provide written comments, and take the ongoing community survey. Attendees were encouraged to talk to project team members and record their comments. City staff and project team staff engaged with participants to identify general needs and interests for park and recreation services for the City. Twelve people attended the meeting, including seven teens, to review materials and provide comment.

Comments from map displays included:

- More bike trails by LSHS and NLMS
- Can we add trails at Eagle Ridge Park? We would volunteer to re-expose existing trails and help build up!
- More greenspace by Tom Thumb
- Could the City buy some of the forested acreage (near Glenwood Elementary) and turn it into a park instead of having it get clearcut for 50 new houses?
- Too many houses (near Glenwood Elementary)! More parks needed
- More trails
- Park by water with swings, slides, etc. – near southeast edge of Lake Stevens

Trails:

---

- Rustic trails (x4)
- No one-way multi-use trails
- Boardwalks through stormwater areas?
- Is there potential to partner with Snohomish County Conservation District to make an educational nature trail?
- Group walks would be cool! But [we] don't have nice rustic trails like in the photo. Long, roaming and interesting trails would be lovely
- Paved and unpaved (gravel) trails
- Rustic trails – less wildlife disturbance

#### Programming:

- Youth Activities: elementary school camps; activities and programs for special needs; programs for high school students
- Adult Sports: soccer; basketball tournaments; unified sports (special needs)
- Adult Classes: Master gardener classes; trail running club; live music; yoga classes; community lake/trail cleanups; art classes (partnerships with local studios); foraging/plant identification
- Senior Activities: Aquatic exercises at the lake; art classes (partner with local studios); bingo

#### Investment Priorities (dot exercise):

- 9 - Additional sport courts
- 6 - Sand / beach volleyball
- 4 - Recreational trails
- 2 - Pickleball courts
- 2 - Dog park with amenities (path, shelter, trees, etc.)
- 2 - Outdoor splash pad / water spray park
- 1 - Exercise stations
- 1 - Sport fields
- 4 - Other:
  - Dodge ball
  - Open space for picnicking, yard games
  - Gravel/dirt bike paths or mountain bike park
  - Obstacle course (instead of exercise stations)

If the city could do one thing, what would it be....

---

- Cool unique parks
- Bike trails in nature surrounded by trees
- Water fountains
- Less concrete, more nature
- Less homeless; programs to help instead
- More garbage clean up
- Colorful everywhere
- Buy land for parks (instead of developing)

Other Comments:

- What are the City's plans to develop Cedarwoods? (x3)
- More Community brushes like the one last week at Fire Station
- Community gardens (x5)
- Roundabouts – too many
- Exit 194 backups??
- Appreciate existing features; aim at all ages
- Potential additions: mtn bike park, rock wall/boulder, tennis/pickleball courts, obstacle course, unpaved trails
- More shade in parks and trails

The next step, plan a second open house that will correspond with your next meeting in November.

---

**APPLICABLE CITY POLICIES:**

---

**ATTACHMENTS:**

1. Lake Stevens Survey Report

City of Lake Stevens  
Park, Recreation, and Open Space Plan

**SURVEY METHODOLOGY**

In close collaboration with City of Lake Stevens staff, Conservation Technix developed the 18-question survey that was estimated to take about ten minutes to complete.

The survey was mailed to a random sample of 2,500 households within the city limits of Lake Stevens on June 17, 2025, and reminder postcards were mailed to the 2,500 households on July 1<sup>st</sup>. An online version of the survey was posted to the City’s website on June 25<sup>th</sup>. The mail survey included a unique QR code to complete the survey online. Residents who did not receive a mail survey were able to complete the survey in the online format only. The survey was closed at midnight on August 1<sup>st</sup>, and the full dataset was compiled and reviewed.

Overall, 323 surveys from the random sample mailing were completed and returned (13% response rate, 5% margin of error). An additional 288 surveys were completed from the general, community-wide online survey. In all, 611 surveys were collected.

Information about the survey was promoted through several channels, including on the City’s website, the Parks and Recreation project page, through multiple social media postings, and through direct outreach to partner organizations and program participants.

Although households were randomly chosen to receive the mail survey, respondents were not necessarily representative of all city residents. Mail survey responses underrepresent residents under 35 years of age and over-represent residents over the age of 35. See Figure 1 below for age demographics for the mail and online surveys, as well as comparative percentages for Lake Stevens’s population. See page 14 for other demographic subgroup data comparisons.

Figure 1. Age demographics of survey respondents

Age group	Survey Respondents			Lake Stevens	
	Mail	Online-only	Combined	All	Over 20
Under 20	0%	2%	1%	31%	--
20 to 34	13%	13%	13%	19%	28%
35 to 44	29%	35%	32%	18%	26%
45 to 54	20%	17%	19%	12%	17%
55 to 64	15%	14%	15%	11%	16%
65 to 74	17%	15%	16%	6%	8%
75 and older	6%	5%	5%	3%	4%
Total	100%	100%	100%	100%	100%

This report includes findings of community opinions based on the combined responses from the mail survey and online. Each section also notes key differences between different demographic groups, where applicable. Percentages in the report may not add up to 100% due to rounding.

## DETAILED FINDINGS

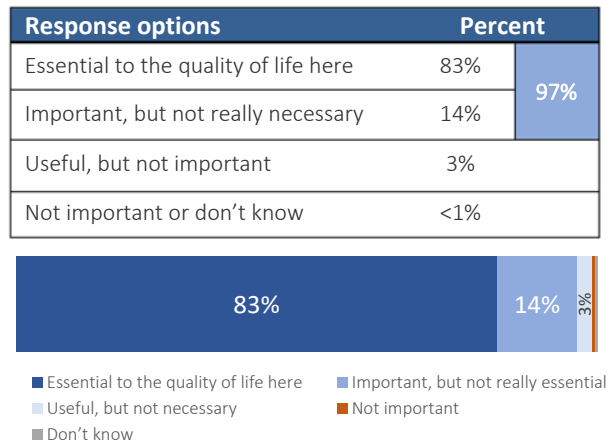
### Usage and satisfaction of parks and recreation facilities

#### How much do residents value parks and recreation?

Virtually all respondents (97%) feel that local parks and recreation opportunities are important or essential to the quality of life in Lake Stevens. Eighty-three percent of respondents overall feel that they are essential; while an additional 14% believe that they are important to quality of life, but not essential, see Figure 2. Only about 3% of respondents believe parks are useful, but not important, or not important.

Residents of all ages value parks and recreation, however those between the ages of 45 and 54 were significantly more likely to say they are important but not really necessary. There were no significant differences based on where respondents live or whether they had children in their home.

Figure 2. When you think about what contributes to the quality of life in Lake Stevens, would you say city parks and recreation opportunities are...

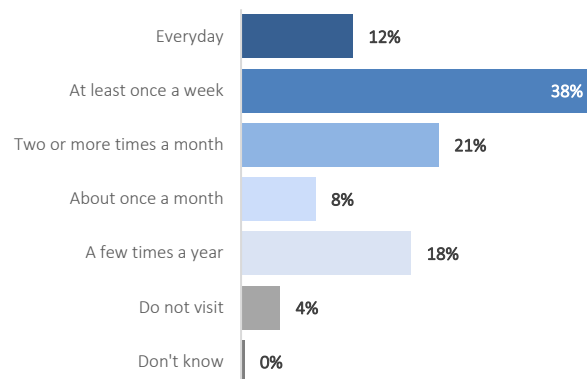


#### How often do residents use City parks and recreation facilities?

Respondents were asked how often they visit a City park or open space in a typical year. Nearly half of respondents (49%) visit at least once a week, if not every day, see Figure 3. Another 29% visit one to three times per month, while about 18% visit a few times per year. Very few respondents (4%) do not visit a park at all.

Survey respondents showed a high use of parks regardless of age and location of residence. Respondents with children at home were significantly more likely to visit at least once a week.

Figure 3. In a typical year, how often do you visit or use City of Lake Stevens parks or open spaces?



# City of Lake Stevens

## Park, Recreation, and Open Space Plan

### Why do residents visit Lake Stevens’s parks and recreation facilities?

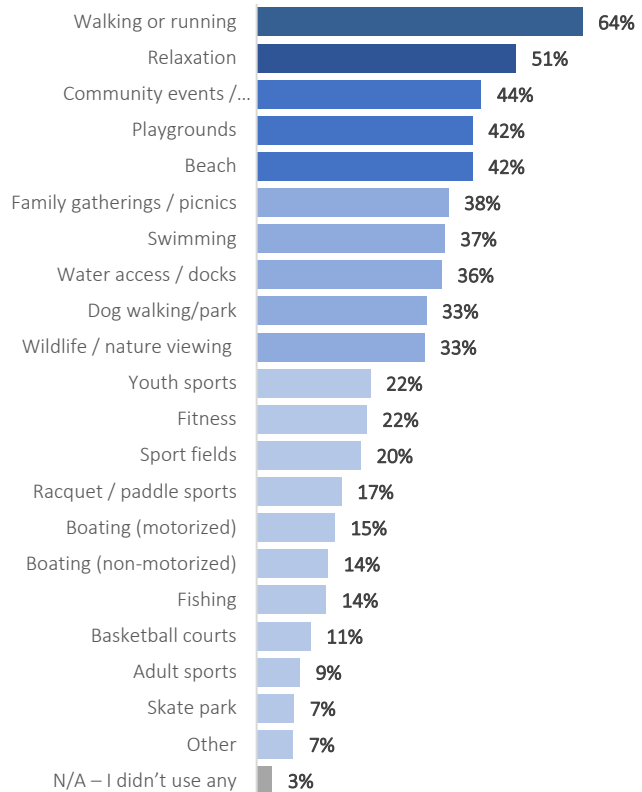
Respondents visit local parks and recreation facilities for a variety of reasons, but the most popular reasons are to walk or run (64%) or relax (51%), see Figure 4. More than four in ten visit to attend a community event or concert (44%), use to a playground (42%) or a beach (42%). Approximately one third of respondents visit for family gatherings (38%), swimming (37%), water access (36%), dog walking or a dog park (33%), or wildlife or nature viewing (33%). Fewer than one in four respondents chose sports, fitness, boating, fishing, or the skate park as a primary reason why they visit local parks.

Approximately seven percent of respondents identified an ‘other’ reason for visiting parks, such as to play disc golf, ride a bike, or visit a farmers market.

Respondents under the age of 45 were more likely than older residents to visit for playgrounds, family gatherings, the beach, and sports fields while older residents were more likely to visit to view wildlife or experience nature or attend a community event. Many activities, including running and walking, fitness or exercise, relaxation, dog walking, and water access are similarly popular across all age groups.

When compared to households with no children, those with children are more likely to visit parks for playgrounds, youth sports, swimming and beach access, or to use the skate park. There were no significant differences in responses based on where the respondent lives.

**Figure 4.** What would you say are the main reasons your household visits Lake Stevens parks and recreation facilities?



# City of Lake Stevens

## Park, Recreation, and Open Space Plan

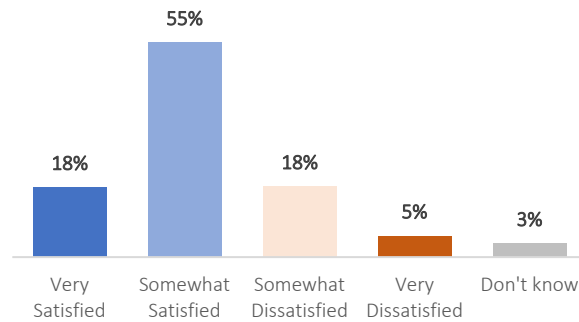
### Satisfaction with existing recreation and parks

Are residents satisfied with Lake Stevens’s parks and open spaces?

A large majority of respondents rate their satisfaction with Lake Stevens’s parks and open spaces as excellent (18%) or good (55%). However, more than one in five survey respondents (23%) are rate their satisfaction with the city’s park and recreation system as fair or poor, see Figure 5.

Residents between 35 and 44 years of age were significantly more likely to say they are somewhat dissatisfied with the city’s parks than residents of other ages. There were no significant differences in satisfaction between those with versus those without children at home, or between residents living in various areas of the city.

Figure 5. Rate your household’s satisfaction with City of Lake Stevens’s parks and open spaces.



How would residents rate the condition of parks they have visited?

Survey respondents have varying views on the condition of Lake Stevens’s parks. Notably, a majority of respondents stated that they were unsure or had no opinion about the condition of most of the parks listed, see Figure 6A. The sole exception was West Lake Park, where about three quarters of respondents rated the condition.

Figure 6A. How would you rate the condition of each of the following larger City parks and facilities in Lake Stevens?

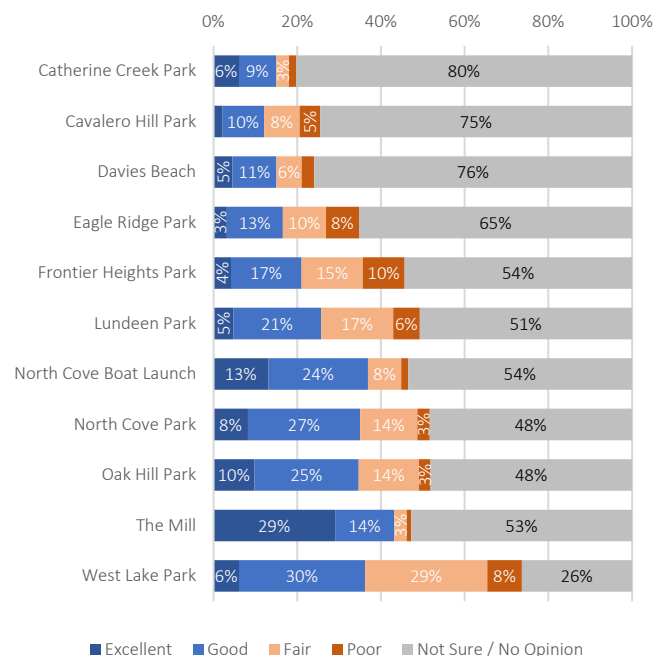
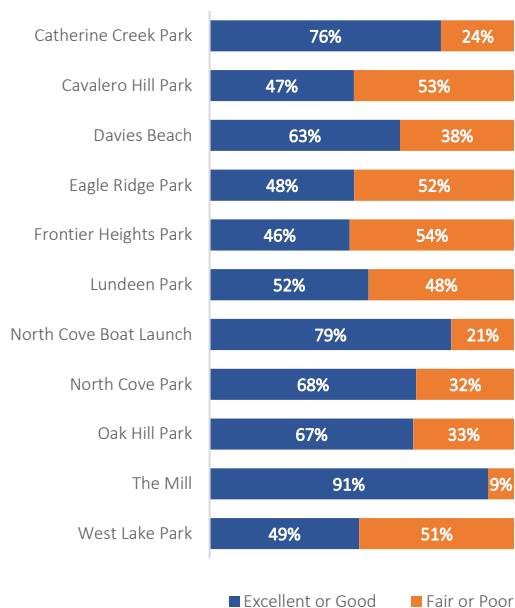


Figure 6B. Combined responses with “Not Sure / No Opinion” excluded



## City of Lake Stevens Park, Recreation, and Open Space Plan

Looking at just the ratings for respondents who stated an opinion, many were satisfied with the condition of The Mill (91% rating it as excellent or good), the North Cove Boat Launch (79%), and Catherine Creek Park (76%), see Figure 6B. Roughly two-thirds rated the condition of North Cove Park, Oak Hill Park, and Davies Beach as excellent or good. Respondents had more mixed reviews about the condition of all other parks listed (Lundeen Park, West Lake Park, Eagle Ridge Park, Cavellero Hill Park, and Frontier Heights Park), with approximately half rating their condition as excellent or good and half as fair or poor.

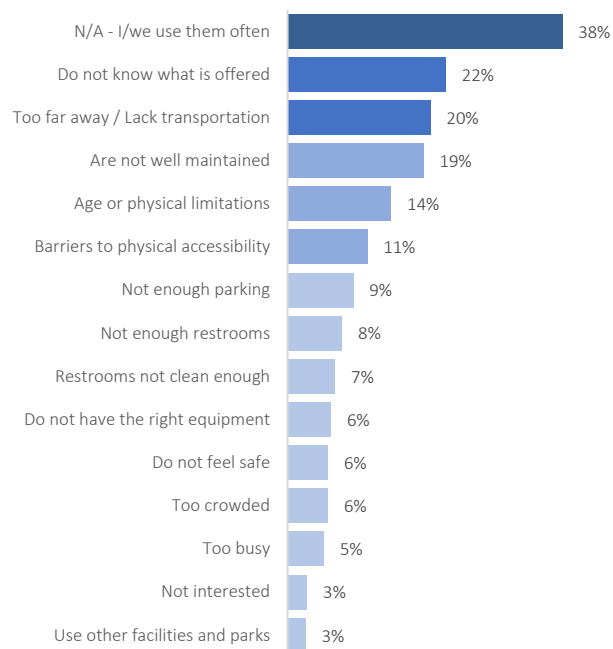
There were no significant differences in responses from residents of various ages or location in the city. There were no consistent different in how respondents with and without children in the home rated the condition of Lake Stevens’s parks.

### Why don’t residents visit more often?

When asked why they do not visit Lake Stevens’s parks or open spaces more often, over one-third (38%) responded that they do visit often. However, about one in five respondents do not visit more because they do not know what is offered (22%) or live too far away or lack transportation (20%), see Figure 7.

Smaller percentages of respondents noted that parks are not well-maintained (19%), present accessibility barriers (11%), or do not have enough parking (9%) or restrooms (8%) preventing them from visiting local parks more often. Fewer than 8% of respondents cited restroom cleanliness, available equipment, safety, or crowding as reasons. Some residents face age or physical limitations (14%), are too busy (5%), are generally not interested (3%), or use parks or facilities provided by other cities or organizations (3%) suggesting that further improvements may not increase their use of parks.

Figure 7. Check ALL the reasons why your household does not use Lake Stevens’s parks or open spaces more often.



Eighty-three respondents wrote-in an ‘other’ reason for not visiting including lack of sidewalks to get to parks, a desire for more trails, a lack of shade (trees or picnic shelters), and concerns about user behavior particularly from unsupervised teens and dog owners who let dogs off-leash.

Respondents with children at home were more likely than those without to cite concerns about maintenance, a lack of preferred equipment, a lack of restrooms, and parks being too crowded as a reason they do not visit parks more frequently. There were no significant differences in responses from residents of various ages. Residents who live in West Lake Stevens / Frontier Village and South Lake Stevens / Cavallero were more likely to be concerned about safety than residents of other areas.

# City of Lake Stevens

## Park, Recreation, and Open Space Plan

### Why do residents leave Lake Stevens for recreation?

Respondents were asked an open-ended question about why they leave the City of Lake Stevens for recreation activities or programs. Of those who answered (341 responses), the following common reasons emerged:

- **Walking, hiking, and biking trails:** Many respondents expressed that they leave the City to use longer, safer, and more scenic walking and hiking trails, suitable for strollers, pets, and families, though multiple respondents appreciate the City’s access to the Centennial Trail. Others cited concerns about the lack of safe infrastructure around the lake for walking or biking.
- **Recreational activities and facilities:** Respondents also frequently leave Lake Stevens to participate in sports, including pickleball, golf, and organized soccer, baseball, and basketball. Some respondents expressed a desire for more sports fields and facilities as well as local youth sports leagues.
- **Larger and more diverse playgrounds and parks:** Multiple respondents leave the city to take children to larger or more diverse play areas, with more expansive playgrounds, splash pads, and equipment for older children. Some respondents mentioned that local parks are too small, crowded, or do not appeal to kids of multiple ages.
- **Indoor recreation:** Respondents also leave Lake Stevens to participate in indoor recreation, including for swimming, skating, bowling, and movies. Respondents often mentioned a desire for more covered or indoor recreational options for rainier months.
- **Arts, culture, and community events:** Many respondents enjoy attending the cultural and community events put on in nearby towns like Everett and Marysville. They mentioned attending concerts, festivals, performing arts, movies in the park, and farmers markets, and other events.

A full list of responses can be found in Attachment 2.

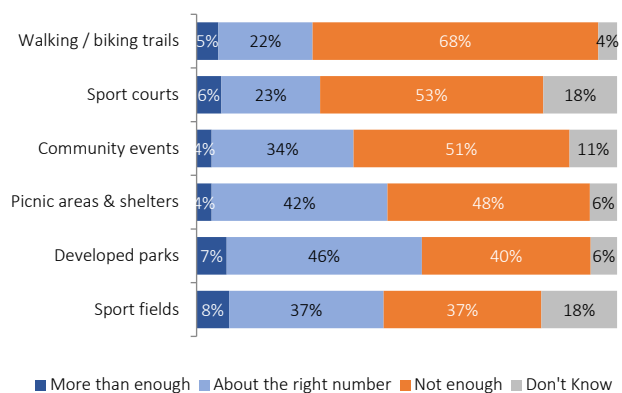
### Does the number of existing park and recreation amenities meet residents’ needs?

Residents were split on whether they feel the City provides enough parks and recreation facilities.

More than two-thirds of respondents would like to see more walking and biking trails in Lake Stevens, see Figure 8. Roughly half of respondents would like to see more sports courts for basketball, pickleball, and tennis (53%); community events (51%), and picnic areas (48%). Smaller, but still significant, numbers think the city needs more developed parks (40%) and sports fields for soccer, baseball, softball, etc. (37%).

Residents with children in their home were more likely than those without to believe there are not enough of every listed amenity. Respondents who live in East Lake Stevens were significantly more likely than those in other areas to feel the City did not have enough developed parks with

**Figure 8.** When it comes to meeting the needs for park or recreation facility needs, how would you rate the availability of each of the following?



## City of Lake Stevens Park, Recreation, and Open Space Plan

playgrounds. Respondents between the ages of 35 and 44 were more likely than other age groups to say the city does not have enough developed parks with playgrounds, sports fields, and sports courts.

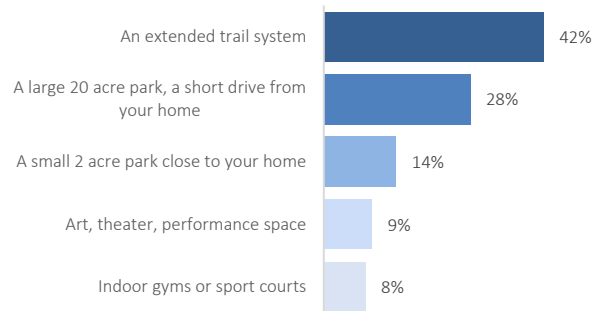
### Investment Priorities

#### Which park and recreation improvements are of interest to residents?

Respondents were asked two questions about their preferences for various types of park system improvements.

In the first question, they were asked which one of five park improvements would best meet their needs, given that the City will need to make choices on how to spend limited resources. Approximately four in ten respondents stated that an extended trail system would best meet their needs, see Figure 9. A similar percentage would like to see an additional developed park, including 28% who preferred a larger 20-acre park within a short drive and 14% who preferred a smaller 2-acre park closer to home. Less than 10 percent of respondents stated that arts/theater/performing spaces or indoor gyms and sports courts would best meet their needs.

**Figure 9.** The City of Lake Stevens is expected to grow significantly in coming years, and budgeting for park maintenance may need to be re-assessed with the demands of a growing park system. Which ONE of the following best fits your needs:



Younger residents, particularly those under the age of 45 were more likely to prefer a large developed park than older residents, who were more likely to prefer an expanded trail system. Those with children in the home were more likely than those without to prefer a large developed park or indoor recreation areas.

A second question gave respondents a much larger list of recreational improvements and asked them which were most important to them or their families. Walking trails in developed parks and hiking trails in natural areas were selected by the largest proportions of respondents (63% and 55%, respectively), see Figure 10. Water access, an amphitheater or outdoor performing space, nature play areas, and an outdoor splash pad or water spray park were preferred by between 30% and 40% of respondents.

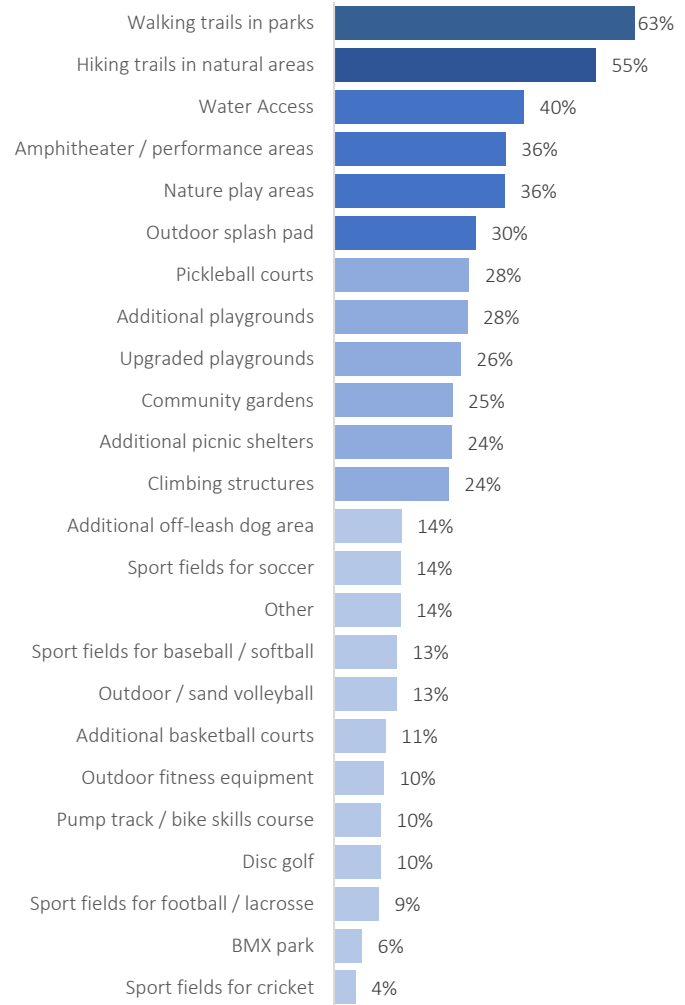
A variety of other improvements, including pickleball courts, additional or upgraded playgrounds, community gardens, picnic shelters, and climbing structures were of interest to about one quarter of respondents. Less than 15% of respondents felt the remaining listed activities were the most important to them or their families.

In open-ended comments, respondents frequently cited a desire for increased and improved lake and beach access, more sidewalks and trails for walking and biking, more parking at parks and boat launches, improved docks, playground equipment for older kids, more trees and increased shade at parks, and improved security.

## City of Lake Stevens Park, Recreation, and Open Space Plan

Younger residents, particularly those under the age of 45, were more likely than older residents to prefer additional basketball courts, additional or improved playgrounds, climbing structures, nature play areas, sports fields, a pump track, and outdoor splash pad.

**Figure 10.** The City of Lake Stevens makes choices every year about how best to invest funding in renovating, enhancing, maintaining, or activating the park and recreation system. Which of the following are most important to you or your family?



# City of Lake Stevens

## Park, Recreation, and Open Space Plan

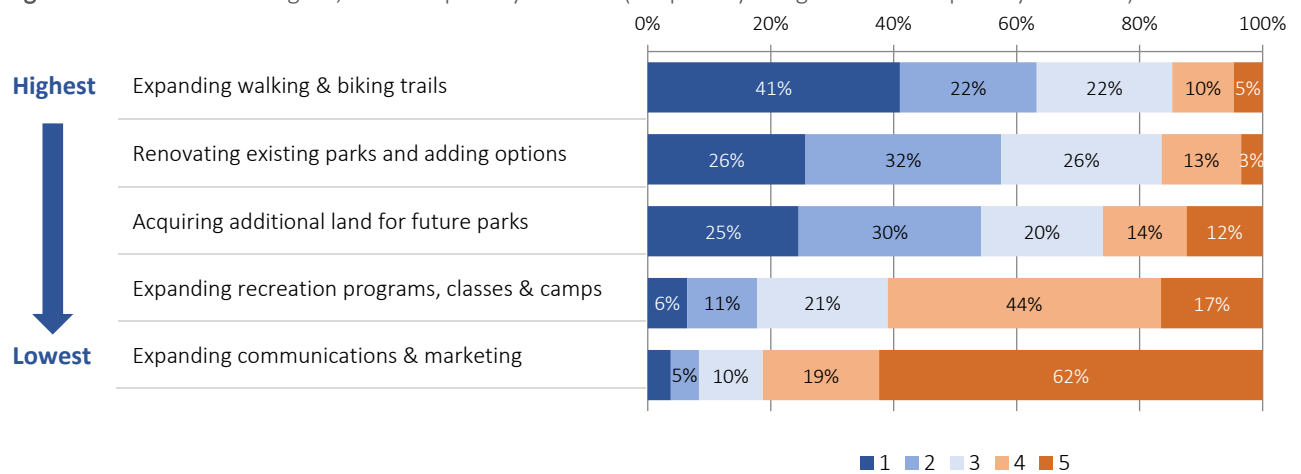
### What park and recreation investments would residents prioritize?

The survey asked respondents to rank a list of potential park system investments. In aggregated survey data, respondents identified expanding walking & biking trails as their top priority, see Figure 11. Renovating existing parks and adding new recreational options and acquiring additional land for future parks were moderate priorities. Expanding recreation programs, classes and camps and expanding marketing and communication were ranked as the lowest priorities by respondents.

Similar to trends in other questions, respondents under the age of 45 more strongly support renovating and improving existing parks while older residents prefer expanding walking and biking trails.

There were no significant differences in priorities based on children in the home or location of residence.

Figure 11. For the following list, rank the priority for each (1st priority is highest and 5th priority is lowest).



### Which recreation programs and activities are of interest to residents?

Survey respondents were asked about their level of interest in a variety of recreational programs and activities that the City of Lake Stevens does, or could, offer. Less than half of respondents were interested in seeing any of the listed recreation and educational opportunities. Special events garnered the most support, at 49%, but all other options were selected by less than 36% of respondents, see Figure 12.

Younger residents, particularly those under 45, were more likely than older residents to express interest youth and teen-oriented activities, while adults over 55 were more supportive of senior activities.

## City of Lake Stevens Park, Recreation, and Open Space Plan

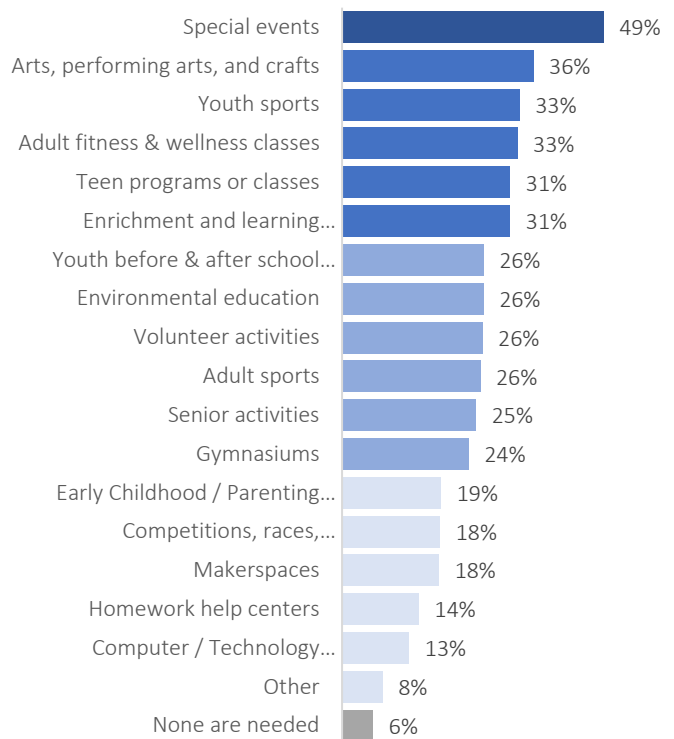
Survey respondents with children at home were more likely than those without to note interest in youth sports, teen programs, indoor gymnasiums, and after school care. Those without children were more likely to prioritize senior and volunteer activities.

### Do residents have specific improvements they would like to see?

Respondents were asked to describe one thing that they would like to see the City of Lake Stevens do to improve parks, trails, and/or recreation programs. While respondents provided 420 specific comments and ideas, the following themes emerged:

- Trails, sidewalks, and connectivity:** A top priority was improving walkability and connectivity. Respondents expressed strong interest in building a safe, continuous trail or sidewalk loop around the lake, expanding the citywide trail network for walking and biking, and creating better connections between neighborhoods, parks, schools, and the Centennial Trail. Calls for both paved multi-use paths and unpaved natural trails were common, along with amenities such as lighting, rest areas, and water stations. Respondents also asked for sidewalks, improved crossings, and traffic calming on busy streets to improve park access for families, seniors, and other pedestrians.
- Balancing growth with open space and natural character:** Many respondents emphasized the importance of preserving open space and natural areas in the face of growth. Respondents called for acquiring additional land—especially lakefront property and large tracts—to secure space for future generations, prevent overdevelopment, and maintain the community’s natural and rural charm. Residents also asked for tree preservation, more shade in parks, and opportunities to access nature through minimally developed open space and natural trail systems.
- Park maintenance and amenities:** Many comments highlighted the need for consistent upkeep of existing facilities. Requests included better restroom facilities (with a strong preference for permanent, clean, well-maintained buildings), more trash cans and pet waste stations, improved seating and shaded areas, and timely repairs of broken equipment. Respondents also noted a desire for additional parking at popular parks, beaches, and trailheads, along with better management of crowded facilities.
- Recreation facilities and specialized amenities:** While maintaining current parks is a priority, many respondents expressed interest in expanded recreational opportunities. Many respondents expressed a strong desire for improved aquatics facilities, including a community pool, splash pads, and safe public swimming options beyond the lake. Others called for improved and expanded public access to the lake through beaches, docks, boat launches, and waterfront trails, noting that much of the shoreline is

**Figure 12.** Are there types of recreation or educational opportunities that you think the City should expand or improve in Lake Stevens?



## City of Lake Stevens Park, Recreation, and Open Space Plan

currently privatized and inaccessible. Other common requests included pickleball courts (indoor and outdoor), turf sports fields, upgraded baseball/softball fields, basketball and tennis courts, additional playgrounds (including shaded and toddler-friendly equipment), disc golf, dog parks, and multipurpose indoor recreation facilities or a YMCA-style center. There was also strong interest in year-round use facilities such as indoor play areas for children and safe spaces for teens.

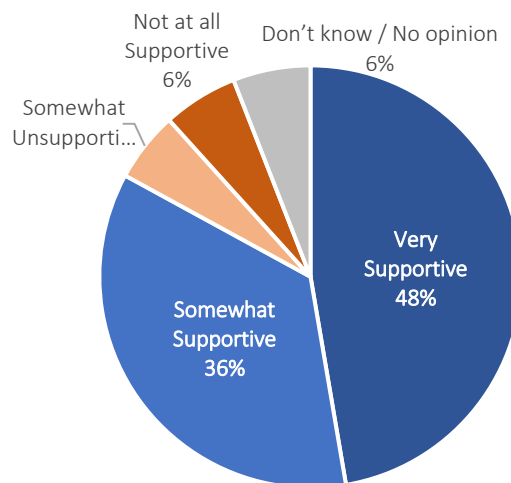
- **Community events and programming:** Many residents would like to see more community events, such as concerts, outdoor theater, farmers markets, and festivals, and expanded recreational programming for all ages. Several requested more youth programs (sports, classes, indoor activities) and senior programs, as well as spaces designed for teens.
- **Safety and security:** Multiple respondents raised concerns about safety at Lake Stevens’s parks. They called for better lighting, visible security patrols, security cameras, and more consistent enforcement of rules to address issues such as bullying, theft, and aggressive or reckless behavior by teens in parks and at trailheads.
- **Communication and information:** Many residents spoke to a desire for better communication about what is already available. Respondents asked for more user-friendly online maps, calendars of events, newsletters or direct mail, and improved signage at facilities to help residents take advantage of existing parks, programs, and opportunities.

The full list of write-in comments is provided in Attachment 2.

### Indoor Recreation

Lake Stevens has limited space for indoor recreation. Residents were asked whether they are supportive to the City developing additional indoor recreation facility space. The space could be used for youth programs, sports courts, and a makerspace. A large majority of respondents, approximately 85% are either very or somewhat supportive, see Figure 13. Residents with children are significantly more supportive than those without. There is no significant different in support between respondents of different ages or location in the city.

**Figure 13.** Currently, indoor space for recreation programs is limited. With additional indoor space, the City of Lake Stevens could expand services to include options for youth programs, multi-purpose sport courts, and makerspace. How supportive would you be of the City developing additional indoor recreation facility space?



# City of Lake Stevens

## Park, Recreation, and Open Space Plan

### Communication preferences

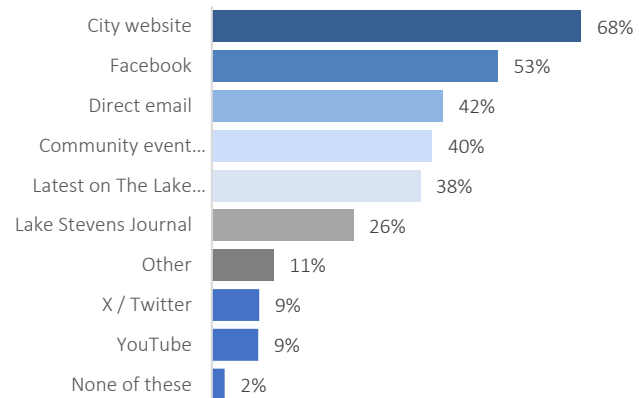
#### How do residents want to hear about Lake Stevens’s parks and amenities?

A majority of respondents prefer to learn about City parks and amenities through the City’s website (68%) and Facebook (53%), see Figure 14.

Direct email, community event signs, and the Latest on the Lake Newsletter were also popular ways of learning about city parks and amenities, each preferred by roughly 40% of respondents. The Lake Stevens Journal was chosen by 26% of respondents. X/Twitter and YouTube were significantly less popular sources, preferred by about 9% of respondents each. Some residents wrote in other preferred methods of contact, predominately direct mail and Instagram. Multiple respondents also commented that they were not aware of the Latest on the Lake newsletter or the Lake Stevens Journal or thought these publications were defunct.

Residents over the age of 65 were unlikely to prefer social media as a source of information but were similarly interested in getting information through other digital formats, including the City’s website and direct email, as younger residents. There were no significant differences in communication preferences between residents with and without children and those living in different areas of the city.

**Figure 14.** Please check ALL the ways you would prefer to learn about Lake Stevens’s parks and amenities.



# City of Lake Stevens

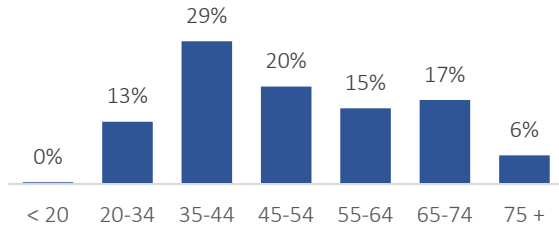
## Park, Recreation, and Open Space Plan

### Demographics

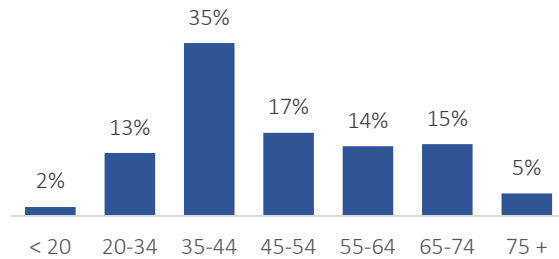
#### Age groups

Overall, about 42% of mail respondents were between the ages of 20 and 44, 35% were between 45 and 64 years of age, and one-quarter were above 65 years of age. Online-only survey respondents tended to be slightly younger than mail respondents – 50% were under 44 years and 19% were over 65.

Mail survey responses



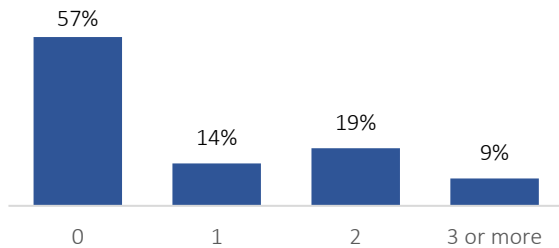
Online-only survey responses



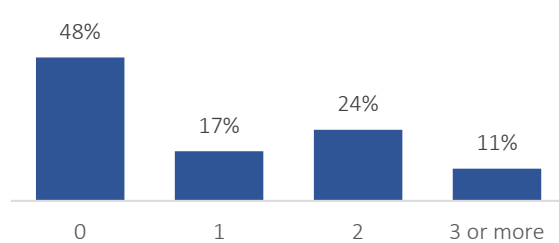
#### Number of children in household

More than half (57%) of respondents to the mail survey live in households with no children under 18, while roughly forty percent live in a household with either one (14%), two (19%), or three or more (9%) children. Online-only survey respondents were significantly more likely to live in households with children than respondents to the mail survey – fifty-two percent had children in the home. Approximately 47% of Lake Stevens’s households include one or more people under the age of 18.

Mail survey responses



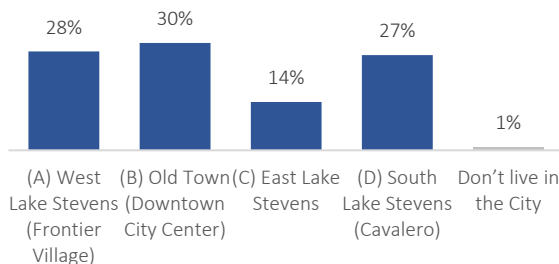
Online-only survey responses



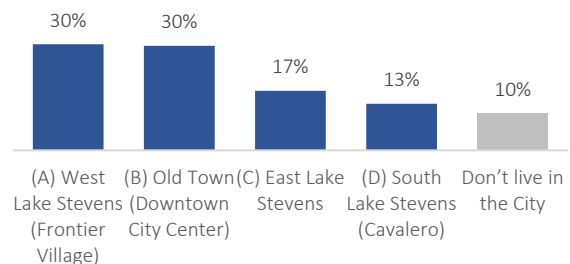
#### Location of residence

Nearly all survey respondents live within the City of Lake Stevens. Roughly 25-30% of mail survey respondents live in either West Lake Stevens / Frontier Village (28%), Old Town / City Center (30%), or South Lake Stevens / Cavalero. About 14% of mail respondents live in East Lake Stevens. Approximately 10% of online respondents live outside the City of Lake Stevens.

Mail survey responses



Online-only survey responses



ATTACHMENT 1. SURVEY INSTRUMENT



Community Survey on Parks and Recreation

Hurry! Survey closes July 25!

Dear Lake Stevens Resident:

The City of Lake Stevens has started a community-led process for its first citywide Parks, Recreation and Open Space (PROS) Plan. We need your help to determine how to prioritize projects and where we should focus to keep our parks and activities thriving into the future. As an initial step, the City is conducting this short survey to assess the community’s recreation needs, and your household was randomly selected for input. We ask that you consider your needs for the future as you evaluate recreation amenities. Your opinions are important to the City.

The survey has 18 questions and will only take a few minutes to complete.

Save a stamp; use the link or QR code to take this survey online at <https://www.surveymonkey.com/r/LakeStevensParks>



1. When you think about what contributes to the quality of life in Lake Stevens, would you say that city parks and recreation opportunities are...

- Essential to the quality of life here
- Useful, but not necessary
- Don't Know
- Important, but not essential
- Not important

2. In a typical year, how often do you visit or use City of Lake Stevens parks or open space?

- Everyday
- A few times over the year
- At least once a week
- Do not visit facilities / parks / open spaces
- Two or more times a month
- Don't know
- About once a month

3. Rate your household’s satisfaction with the City of Lake Stevens’s parks or open space.

- Very Satisfied
- Somewhat Dissatisfied
- Don't Know
- Somewhat Satisfied
- Very Dissatisfied

4. When it comes to meeting the needs for park and recreation facilities, how would you rate the availability of each of the following. (Check only one box in each row)

	More than Enough	About the Right Amount	Not Enough	Don't Know
Developed parks with playgrounds	<input type="checkbox"/>	<input type="checkbox"/>	<input type="checkbox"/>	<input type="checkbox"/>
Walking / biking trails	<input type="checkbox"/>	<input type="checkbox"/>	<input type="checkbox"/>	<input type="checkbox"/>
Picnic areas & shelters	<input type="checkbox"/>	<input type="checkbox"/>	<input type="checkbox"/>	<input type="checkbox"/>
Sport fields (soccer, baseball, softball, etc.)	<input type="checkbox"/>	<input type="checkbox"/>	<input type="checkbox"/>	<input type="checkbox"/>
Sport courts (basketball, tennis, pickleball, etc.)	<input type="checkbox"/>	<input type="checkbox"/>	<input type="checkbox"/>	<input type="checkbox"/>
Community events (such as summer concerts)	<input type="checkbox"/>	<input type="checkbox"/>	<input type="checkbox"/>	<input type="checkbox"/>

5. The City of Lake Stevens is expected to grow significantly in coming years, and budgeting for park maintenance may need to be re-assessed with the demands of a growing park system. Which ONE of the following best fits your needs:

- a smaller, 2 acre, park with basic amenities, such as play equipment and open fields, within a short distance from your home
- a larger, 20 acre, more broadly developed park with sport fields, sport courts and space for other activities within a short drive from your home - no more than three miles
- an extended trail system that connects across the city and to existing parks
- indoor recreation gymnasiums or sport courts
- arts, theater and performance space

# City of Lake Stevens

## Park, Recreation, and Open Space Plan

Save a stamp! Use the QR code and take this survey online:  
<https://www.surveymonkey.com/r/LakeStevensParks>  
 Or send it back in the enclosed Return-Reply envelope provided. Thanks for participating!



**6. How would you rate the condition of each of the following, larger City parks and facilities in Lake Stevens?**

	Excellent	Good	Fair	Poor	Not Sure / No Opinion
Catherine Creek Park	<input type="checkbox"/>	<input type="checkbox"/>	<input type="checkbox"/>	<input type="checkbox"/>	<input type="checkbox"/>
Cavalero Hill Park	<input type="checkbox"/>	<input type="checkbox"/>	<input type="checkbox"/>	<input type="checkbox"/>	<input type="checkbox"/>
Davies Beach	<input type="checkbox"/>	<input type="checkbox"/>	<input type="checkbox"/>	<input type="checkbox"/>	<input type="checkbox"/>
Eagle Ridge Park	<input type="checkbox"/>	<input type="checkbox"/>	<input type="checkbox"/>	<input type="checkbox"/>	<input type="checkbox"/>
Frontier Heights Park	<input type="checkbox"/>	<input type="checkbox"/>	<input type="checkbox"/>	<input type="checkbox"/>	<input type="checkbox"/>
Lundeen Park	<input type="checkbox"/>	<input type="checkbox"/>	<input type="checkbox"/>	<input type="checkbox"/>	<input type="checkbox"/>
North Cove Boat Launch	<input type="checkbox"/>	<input type="checkbox"/>	<input type="checkbox"/>	<input type="checkbox"/>	<input type="checkbox"/>
North Cove Park	<input type="checkbox"/>	<input type="checkbox"/>	<input type="checkbox"/>	<input type="checkbox"/>	<input type="checkbox"/>
Oak Hill Park	<input type="checkbox"/>	<input type="checkbox"/>	<input type="checkbox"/>	<input type="checkbox"/>	<input type="checkbox"/>
The Mill	<input type="checkbox"/>	<input type="checkbox"/>	<input type="checkbox"/>	<input type="checkbox"/>	<input type="checkbox"/>
West Lake Park	<input type="checkbox"/>	<input type="checkbox"/>	<input type="checkbox"/>	<input type="checkbox"/>	<input type="checkbox"/>

**7. What are the main reasons your household visits Lake Stevens parks or recreation facilities? (Check all)**

- |   |   |
|---|---|
| <input type="checkbox"/> Playgrounds                    | <input type="checkbox"/> Fitness  |
| <input type="checkbox"/> Walking or running             | <input type="checkbox"/> Youth sport programs                               |
| <input type="checkbox"/> Dog walking or dog park        | <input type="checkbox"/> Adult sport programs                               |
| <input type="checkbox"/> Family gatherings / picnicking | <input type="checkbox"/> Skate park   |
| <input type="checkbox"/> Community events / concerts    | <input type="checkbox"/> Sport fields                                       |
| <input type="checkbox"/> Swimming                       | <input type="checkbox"/> Basketball courts                                  |
| <input type="checkbox"/> Beach                          | <input type="checkbox"/> Racquet / paddle sport courts (tennis, pickleball) |
| <input type="checkbox"/> Water access / docks           | <input type="checkbox"/> Wildlife viewing / Experience nature               |
| <input type="checkbox"/> Boating (motorized)            | <input type="checkbox"/> Relaxation   |
| <input type="checkbox"/> Boating (non-motorized)        | <input type="checkbox"/> N/A – I didn't use any Lake Stevens facilities     |
| <input type="checkbox"/> Fishing                        | <input type="checkbox"/> Other: _____                                       |

**8. Please CHECK ALL the reasons why your household does not use Lake Stevens's parks or open spaces more often. (Check all that apply)**

- |   |   |
|---|---|
| <input type="checkbox"/> N/A - Does not apply; I/we use them often  | <input type="checkbox"/> Restrooms not clean enough   |
| <input type="checkbox"/> Do not know what is offered                | <input type="checkbox"/> Do not have the right equipment  |
| <input type="checkbox"/> Too far away / Lack transportation         | <input type="checkbox"/> Do not feel safe in park or open space   |
| <input type="checkbox"/> Are not well maintained                    | <input type="checkbox"/> Too crowded  |
| <input type="checkbox"/> Age or physical limitations                | <input type="checkbox"/> Too busy to go to parks or open spaces   |
| <input type="checkbox"/> Barriers related to physical accessibility | <input type="checkbox"/> Not interested in park or recreation activities                                  |
| <input type="checkbox"/> Not enough parking                         | <input type="checkbox"/> Use facilities and parks provided by another city, organization, or private club |
| <input type="checkbox"/> Not enough restrooms                       | <input type="checkbox"/> Other: _____   |

**9. What types of programs or activities are you or your household leaving Lake Stevens for?**

---



---



Community Survey on Park & Recreation

Survey closes July 25!

10. The City of Lake Stevens makes choices every year about how best to invest funding in renovating, enhancing, maintaining, or activating the park and recreation system. Which of the following are most important to you or your family? (Check all that apply)

- |   |  |
|---|--|
| <input type="checkbox"/> Additional basketball courts             | <input type="checkbox"/> BMX park                                |
| <input type="checkbox"/> Additional off-leash dog area (dog park) | <input type="checkbox"/> Pump track / Rolling bike skills course |
| <input type="checkbox"/> Additional picnic shelters               | <input type="checkbox"/> Community gardens                       |
| <input type="checkbox"/> Additional playgrounds                   | <input type="checkbox"/> Disc golf                               |
| <input type="checkbox"/> Upgraded or renovated playgrounds        | <input type="checkbox"/> Hiking trails in natural open spaces    |
| <input type="checkbox"/> Climbing structures / boulders           | <input type="checkbox"/> Walking trails in parks                 |
| <input type="checkbox"/> Nature play areas                        | <input type="checkbox"/> Pickleball courts                       |
| <input type="checkbox"/> Sport fields for baseball / softball     | <input type="checkbox"/> Outdoor / sand volleyball               |
| <input type="checkbox"/> Sport fields for soccer                  | <input type="checkbox"/> Outdoor fitness equipment               |
| <input type="checkbox"/> Sport fields for football / lacrosse     | <input type="checkbox"/> Outdoor splash pad / water spray park   |
| <input type="checkbox"/> Sport fields for cricket                 | <input type="checkbox"/> Water Access                            |
| <input type="checkbox"/> Amphitheater / Outdoor performance areas | <input type="checkbox"/> Other: _____                            |

11. Are there types of recreation or educational opportunities that you think the City should expand or improve in Lake Stevens? (Check all that apply)

- |  |   |
|--|---|
| <input type="checkbox"/> Youth sports  | <input type="checkbox"/> Computer labs / Technology classrooms            |
| <input type="checkbox"/> Teen programs or classes                              | <input type="checkbox"/> Early Childhood / Parenting centers              |
| <input type="checkbox"/> Adult sports  | <input type="checkbox"/> Youth before and after school programs           |
| <input type="checkbox"/> Gymnasiums for indoor sports                          | <input type="checkbox"/> Senior activities and socials                    |
| <input type="checkbox"/> Competitions, races and tournaments                   | <input type="checkbox"/> Adult fitness and wellness classes               |
| <input type="checkbox"/> Enrichment and learning activities                    | <input type="checkbox"/> Environmental education or nature interpretation |
| <input type="checkbox"/> Homework help centers                                 | <input type="checkbox"/> Volunteer activities                             |
| <input type="checkbox"/> Special events (movies in the park, fun runs, etc.)   | <input type="checkbox"/> No additional programs or events are needed      |
| <input type="checkbox"/> Arts, performing arts, and crafts                     | <input type="checkbox"/> Other: _____                                     |
| <input type="checkbox"/> Makerspaces (creative do-it-yourself spaces; FabLabs) |   |

12. For the following list, rank the priority for each (1<sup>st</sup> is highest and 5<sup>th</sup> is lowest). Use each ranking **only once**.

	Select each priority <b>ONLY ONCE</b> .					Don't know / No opinion
	Highest priority → Lowest priority					
	1st	2nd	3rd	4th	5th	
Renovating existing parks & adding new recreational options	<input type="checkbox"/>	<input type="checkbox"/>	<input type="checkbox"/>	<input type="checkbox"/>	<input type="checkbox"/>	<input type="checkbox"/>
Acquiring additional land for future parks	<input type="checkbox"/>	<input type="checkbox"/>	<input type="checkbox"/>	<input type="checkbox"/>	<input type="checkbox"/>	<input type="checkbox"/>
Expanding walking & biking trail opportunities	<input type="checkbox"/>	<input type="checkbox"/>	<input type="checkbox"/>	<input type="checkbox"/>	<input type="checkbox"/>	<input type="checkbox"/>
Expanding recreation programming, classes & camps	<input type="checkbox"/>	<input type="checkbox"/>	<input type="checkbox"/>	<input type="checkbox"/>	<input type="checkbox"/>	<input type="checkbox"/>
Expanding communications & marketing about existing amenities	<input type="checkbox"/>	<input type="checkbox"/>	<input type="checkbox"/>	<input type="checkbox"/>	<input type="checkbox"/>	<input type="checkbox"/>

13. Currently, indoor space for recreation programs is limited. With additional indoor space, the City of Lake Stevens could expand services to include options for youth programs, multi-purpose sport courts, and makerspace. How supportive would you be of the City developing additional indoor recreation facility space?

- |  |  |  |
|--|--|--|
| <input type="checkbox"/> Very Supportive     | <input type="checkbox"/> Somewhat Unsupportive | <input type="checkbox"/> Don't know / No opinion |
| <input type="checkbox"/> Somewhat Supportive | <input type="checkbox"/> Not at all Supportive |  |

City of Lake Stevens  
Park, Recreation, and Open Space Plan

14. Please check ALL the ways you would prefer to learn about Lake Stevens’s parks and amenities. (check all that apply).

- |  |  |
|--|--|
| <input type="checkbox"/> City website                  | <input type="checkbox"/> Direct email          |
| <input type="checkbox"/> Latest on The Lake Newsletter | <input type="checkbox"/> Lake Stevens Journal  |
| <input type="checkbox"/> Facebook                      | <input type="checkbox"/> Community event signs |
| <input type="checkbox"/> X / Twitter                   | <input type="checkbox"/> None of these         |
| <input type="checkbox"/> YouTube                       | <input type="checkbox"/> Other: _____          |

15. If you wanted the City of Lake Stevens to do just one thing to improve parks, trails, and/or recreation options, what would it be?

---



---



---



---

The following questions help us understand whether we have gathered responses from a broad segment of the community. It’s important that you provide a response to each question.

16. How many children under age 18 live in your household?

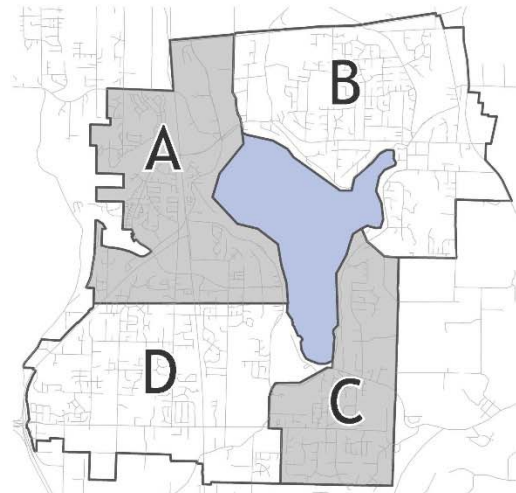
- |                            |                                    |
|----------------------------|------------------------------------|
| <input type="checkbox"/> 0 | <input type="checkbox"/> 2         |
| <input type="checkbox"/> 1 | <input type="checkbox"/> 3 or more |

17. What is your age?

- |  |                                       |
|--|---------------------------------------|
| <input type="checkbox"/> Younger than 20 | <input type="checkbox"/> 55 to 64     |
| <input type="checkbox"/> 20 to 34        | <input type="checkbox"/> 65 and 74    |
| <input type="checkbox"/> 35 to 44        | <input type="checkbox"/> 75 and older |
| <input type="checkbox"/> 45 to 54        |                                       |

18. Using the map, in which section of Lake Stevens do you live?

- ( A ) - West Lake Stevens (Frontier Village)
- ( B ) - Old Town (Downtown City Center)
- ( C ) - East Lake Stevens
- ( D ) - South Lake Stevens (Cavalero)
- Don't live within City of Lake Stevens



**Thank you for taking the time to complete this survey!**

Your input will help guide the development of Lake Stevens’s 2026 PROS Plan.

Save a stamp! Take this survey online with the QR code or at:  
<https://www.surveymonkey.com/r/LakeStevensParks>

Learn more about Lake Stevens parks and recreation and stay informed about the PROS Plan process at <https://lakestevenswa.civilspace.io>



Survey closes  
July 25!

The City of Lake Stevens is using the services of a consultant team who specializes in park and recreation planning.

Please return your completed survey in the enclosed Return-Reply Envelope addressed to:  
Conservation Technix Inc., PO Box 12736, Portland, OR 97212

# PARKS & RECREATION PLANNING BOARD STAFF REPORT



---

**Agenda Date:** 9/8/2025

**Subject:** September 2025 Parks Department Report

**Contact Person/Department:** Jill Meis, Parks Department

**Budget Impact:** N/A

**Legal Review:** No

---

## **RECOMMENDATION(S)/ACTION REQUESTED:**

For discussion only

---

## **SUMMARY/BACKGROUND:**

Updates:

- The new activity guide is available online or in the lobby at Parks and Recreation.
- The work at the Sunset Beach abutment was completed, and swim lines were installed.
- The trees that came down in the bomb cyclone last year at Catherine Creek Park have been removed.
- The North Cove low float dock has been completed with the last remaining sections installed.
- Curb painting and restriping at Davies, North Cove and Lundeen was completed.
- Davies Beach structural assessment has been completed, and no major work is anticipated.
- The Lake Stevens High School Design Club decorated benches that were installed in Catherine Creek.
- Frontier Heights Park Phase II construction contract will be awarded on Tuesday, September 9, at City Council. Work will begin as soon as the contractor is able.

- The war memorial work will begin next week. This work was coordinated with the American Legion Post 181 and includes replacing the emblems for the branches of military service with larger bronze ones.
- The jungle dome at Frontier Heights will be moved to Timberlake Park later this month.
- The next phase of Bayview Trail planning is completed. The work will be put out to bid in the coming weeks.
- Cavalero Park is still pending transfer from the County; the current estimated transfer date is late September.

Upcoming events:

- Going a Viking! September 20, at Lundeen Park.
- Harvest Market, October 11, at North Cove Park.
- HarvestFest, October 31, at North Cove Park.



**APPLICABLE CITY POLICIES:**

---

**ATTACHMENTS:**

None